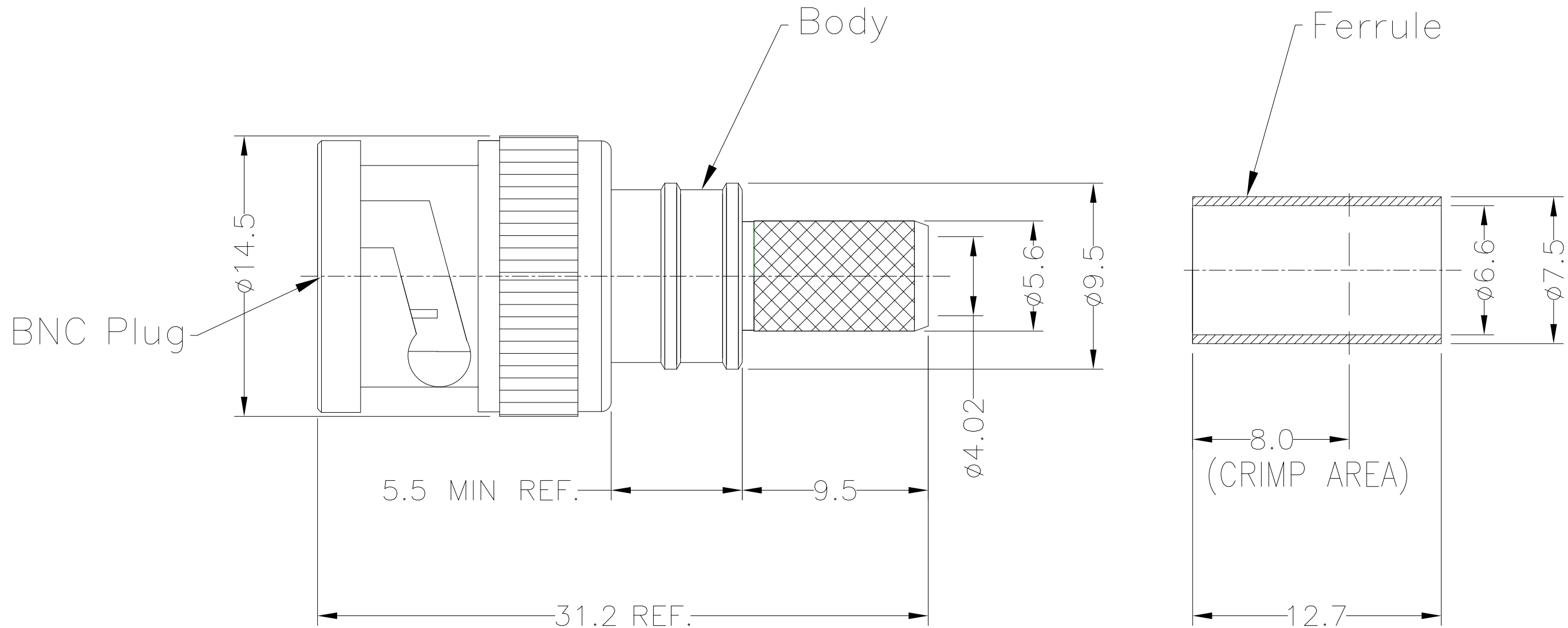


SYM	REVISION DESCRIPTION	DFTM	DATE	APPD	APPD
A	RELEASED FOR PRODUCTION	Monica.W	2017.07.26	Tony.Z	2017.07.26



I. MATERIALS & FINISHES

Components	Materials	Finishes	Thk. (μ")
Body	Brass	Albaloy	80
Center Cont.	Beryllium Copper	Gold	50
Ferrule	Brass	Albaloy	80
Insulator	PTFE	--	--
Gasket	Silicone	--	--

II. ELECTRICAL PROPERTIES

Impedance (Ω):	50
Frequency Range (GHz):	DC to 4 GHz
Dielectric Withstanding Voltage (V):	750
Insulation Resistance (MΩ):	≥5000
VSWR:	≤1.30
Insertion Loss(dB, f/GHz):	-0.1x √f

III. ENVIRONMENT PROPERTIES

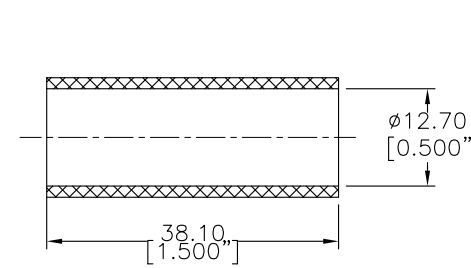
Temperature Range:	-40°C~+125°C
Thermal Shock:	MIL-STD 202G, Meth.107, Cond.B
Vibration:	MIL-STD 202G, Meth.204, Cond.B
Shock:	MIL-STD 202G, Meth.213, Cond I
Climatic Class:	IEC 60068 55/155/56
(2002/95/EC)RoHS:	Compliant

IV. MECHANICAL PROPERTIES

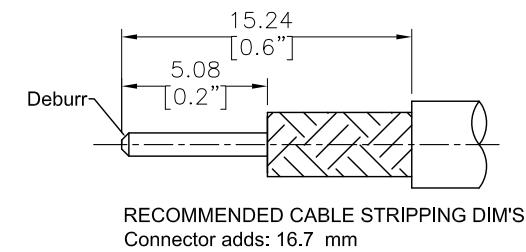
Center Cont.:	Finger Contact
Outer Cont.:	Crimp
Coupling Nut Torque (N.m):	N/A
Cbl-Connector Retention Force (N):	250
Durability (cycles):	500

V. TOOLING

Stripping Tool: 3192-152/CST-240A
Crimping Tool: 3190-667/CT-240/200/100



Shrink Tube (1/2"x1.5" 3:1)



RECOMMENDED CABLE STRIPPING DIM'S
Connector adds: 16.7 mm

According to Standard: IEC 61169-8

MATL:	UNLESS OTHERWISE SPECIFIED	DFTM.	Monica. W			
USED ON: O	ALL DIMENSIONS ARE IN mm MACHINED SURFACES FINISH 1.6 RMS MAX. REMOVE ALL BURRS 0.15X45° MAX. BREAK MACHINE CORNERS 0.15X45° D MAX. FILLET R. TOLERANCES ON DECIMALS .X ±0.3 .XX ±0.15 ANGLES ±2° FRACTIONS ± N/A	DATE	2017.07.26			
SCALE: N/A DWG SIZE A4		CHKD	Joslen. W			
		DATE	2017.07.26			
		APPD	Tony. Z			
		DATE	2017.07.26			
DO NOT SCALE DRAWING				EZ-240-BM-X BNC Male (Plug) Straight Non-Solder Pin No Braid Trim Connector for LMR-240 Cable		
	CODE IDENT	68999	DATE	2017.07.26	S H T 1 OF 1 3190-6406	R E V A